

**It's that time of year again!**

**International Ballet's 2024 Nutcracker Tea tickets will go on sale Tuesday, August 27th at 10am!  
Please carefully read through this document to ensure you are ready to claim your seats at this  
sought after holiday event! Tickets will sell quickly!**

Please familiarize yourself with the screenshots below so you are prepared when tickets go on sale.

Similar to years past, we ask the following...

- All individuals wishing to sit together must purchase tickets in one order. You will check in together with your group.
- Advance reservations are required for ALL attendees, regardless of age. Seating is limited and may sell out quickly.
- Strollers and child carriers are not allowed in the event space.
- All ticket sales are final.

Dew Drop Fairy Portraits:

- Tickets are limited & must be purchased through OneCause. These tickets are on sale with your order!
- If you miss this option, they will be available for purchase on OneCause at a higher price until November 27th or until they sell out, whichever comes first.
- Remember to arrive 30 minutes early to the event to have your portrait taken.

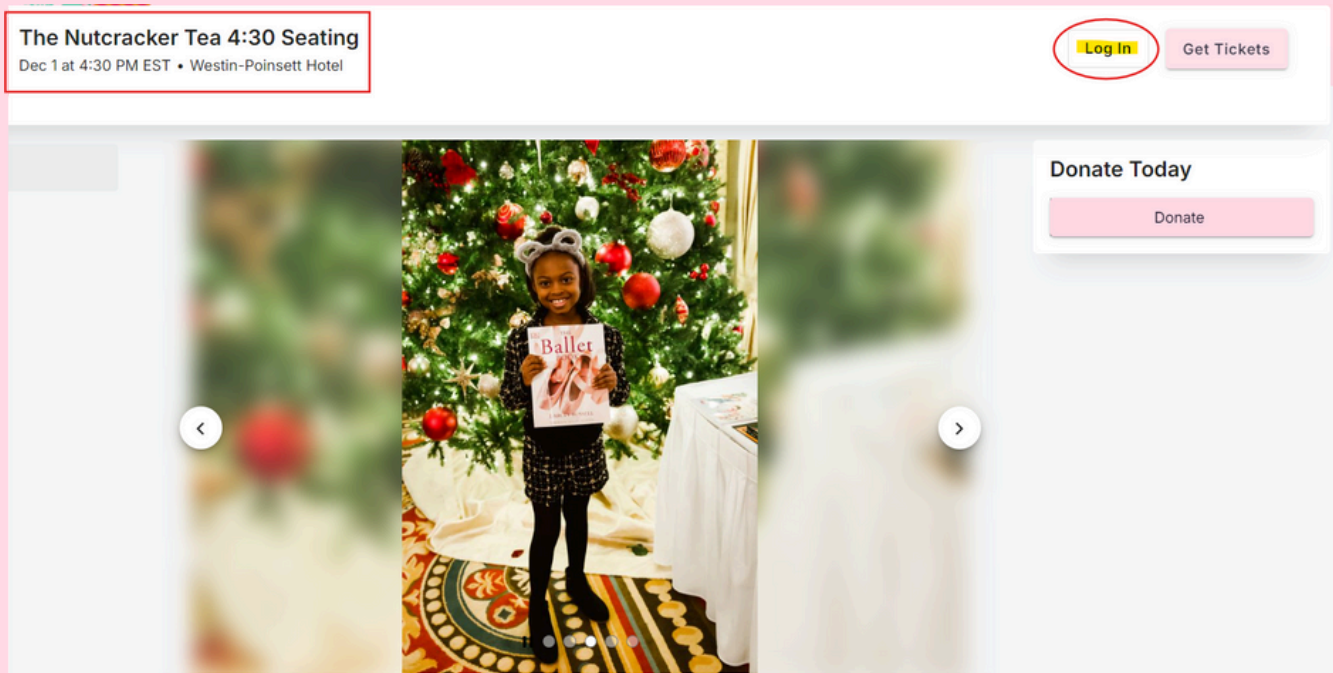
**We look forward to having you join us for this cherished upstate holiday event!**

**Step 1: Pick your seating**

**1:30PM Seating: <https://onecau.se/nutcrackertea130>**

**4:30PM Seating: <https://onecau.se/nutcrackertea430>**

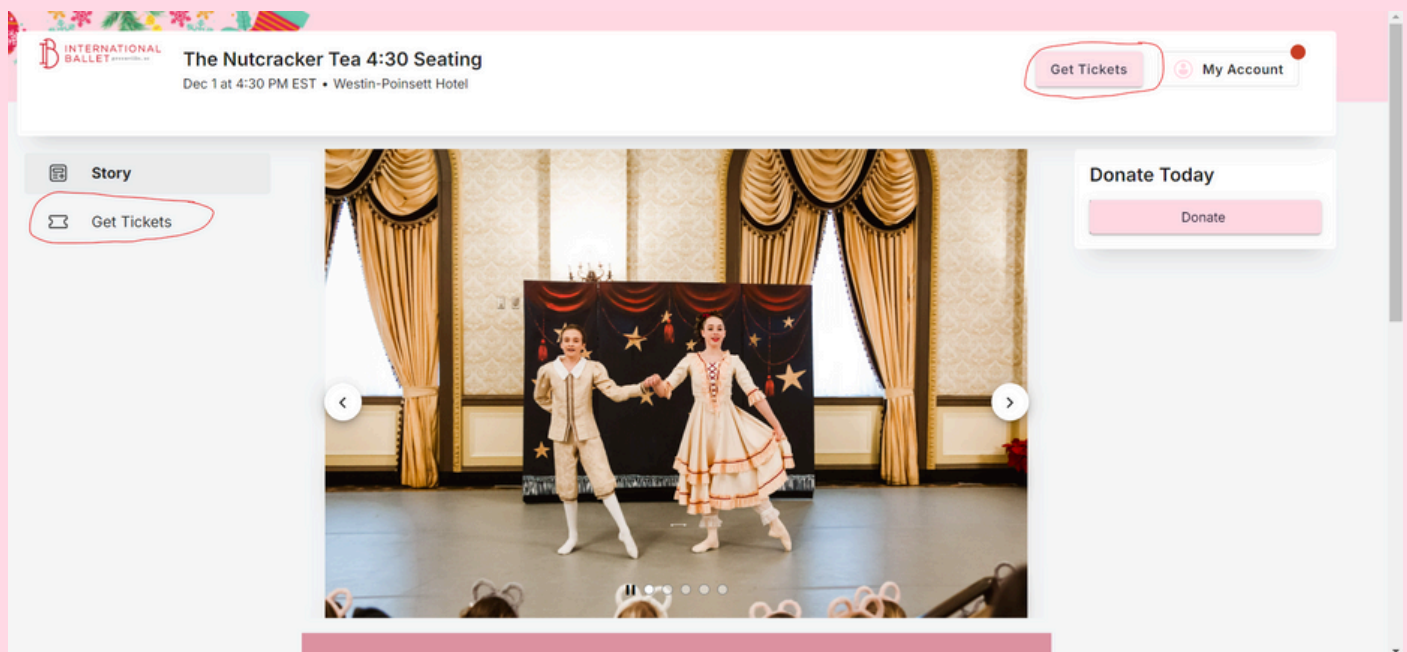
We suggest before tickets go on sale to go ahead and create an account. In the top right corner you will select login and follow the prompts to set up your account. You may also want to go ahead and save your payment information for a more efficient checkout. If you have any issues doing so please email [nutcrackertea@internationalballetsc.org](mailto:nutcrackertea@internationalballetsc.org)



## Step 2: Buy Your Tickets!

Tuesday at 10:00AM the links will be live and you will select “Get Tickets” (go ahead and login so you are ready, but you may need to refresh your browser at 10:00AM for the buttons to show tickets on sale).

There are two “Get Tickets” buttons, either will take you through the ticket purchasing process.



### Step 3: Select how many tickets + Dew Drop Fairy photo add-on

Using the plus and minus buttons you will select how many tickets you would like to purchase. This year adult and child tickets are the same price \$65, so make sure your single ticket number includes everyone in your group regardless of age.

Add on however many Dew Drop Fairy photos you would like (one photo/ticket). You will see your total (minus fees) reflected at the bottom. Then select next.

The screenshot shows a 'Select Tickets' interface with two items for selection. The first item is 'Single Ticket' priced at \$65.00, with a quantity of 3. The second item is 'Photo with the Dew Drop Fairy' priced at \$8.00, with a quantity of 1. Both items have minus and plus buttons for quantity adjustment. The plus buttons are circled in red. At the bottom, a summary bar shows 'Total 4 Items' and a total price of '\$203.00'. A 'Next' button with a right arrow is also circled in red.

Select Tickets	
Single Ticket	
\$65.00	3
Single ticket for 4:30 Tea	
Photo with the Dew Drop Fairy	
\$8.00	1
Arrive 30 minutes early to receive a professional photo of you with our magical Dew Drop Fairy.	
Total 4 Items \$203.00	
Next →	

## Step 4: Enter payment info + Check Out

Enter your payment information to complete your purchase (if not already on file). You will finish the payment process and select next to assign your tickets. (We do not have a screenshot for this step).

## Step 5: Assign Tickets

Follow the prompts to assign the tickets to yourself and your guests. Assigning tickets is optional and you can enter only first names or complete all info to text additional guests their individual ticket(s). You may also assign tickets from your account later. Then select next.

### Let's Get You Event-Ready!



Step 1 of 3

### Assign Tickets

Please assign each purchased ticket to its rightful owner for our upcoming event.



Single Ticket  
Your Ticket



Photo with the Dew Drop Fairy  
Unassigned

Assign



Single Ticket  
Unassigned

Assign



Single Ticket  
Unassigned

Assign

Next

What each ticket will look like once assigned

Step 1 of 3

### Assign Tickets

Please assign each purchased ticket to its rightful owner for our upcoming event.



Single Ticket  
Your Ticket



Photo with the Dew Drop Fairy  
Caroline F

Send Ticket >



Single Ticket  
Caroline F

Send Ticket >



Single Ticket  
Sara [REDACTED]

Send Ticket >

Next

## Step 6: Tell us how many adults + children are in your group

In the box provided please enter the number of adults and number of children in your group. This helps for planning purposes, no other info is needed here except total number of children and adults.

### Let's Get You Event-Ready!



Step 3 of 3

### Additional Questions

Please provide any additional event details we may need. Your input helps us make it a great experience!

**Please indicate number of children and adults at your table.**

Answer

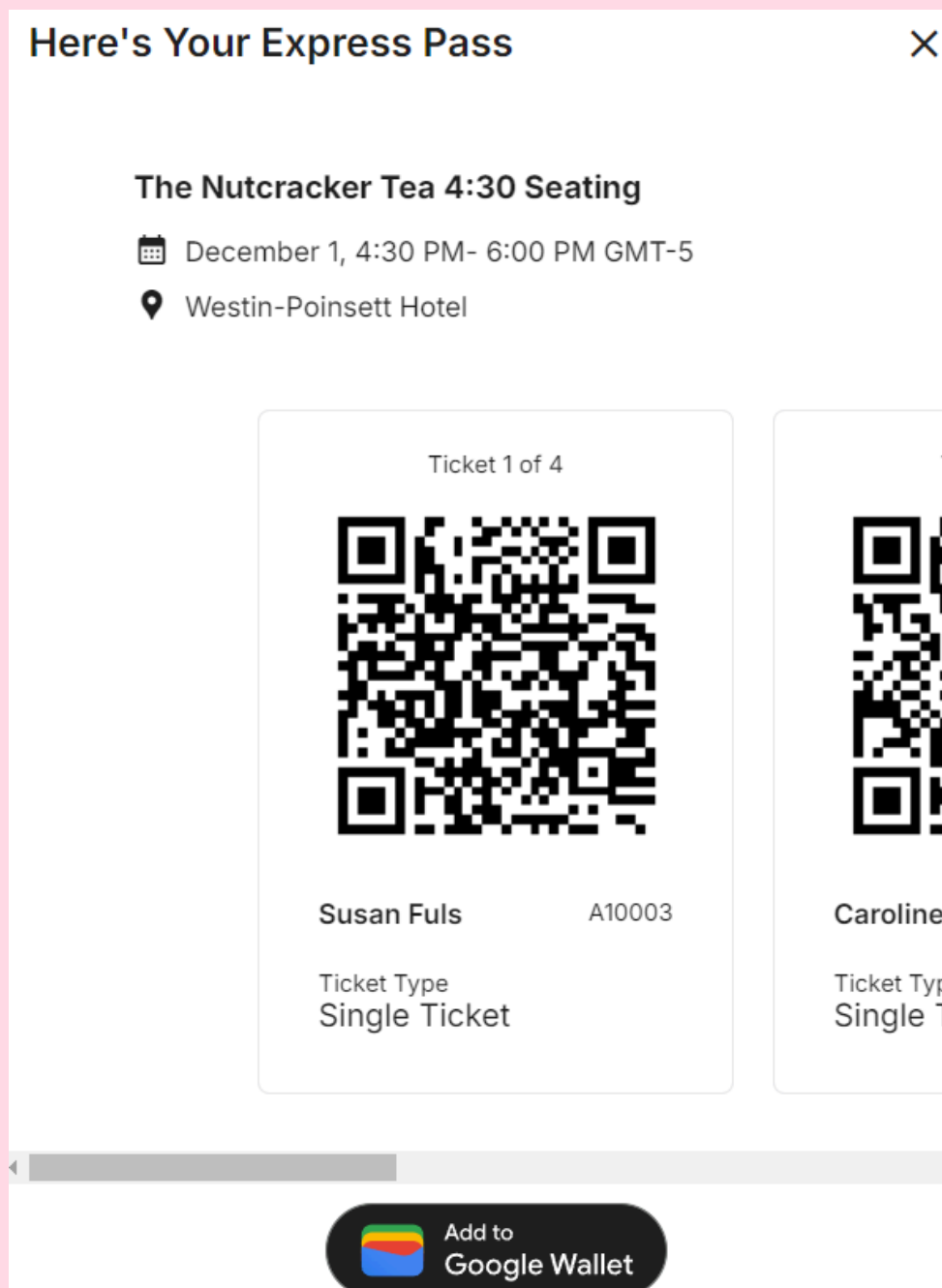
2 adults, 1 child

Next

## Step 7: You're All Set!

You will see your QR code and have the option to add your tickets to google wallet.

**The tickets and a receipt will also be emailed directly to your inbox. You may login to your account at anytime to view or manage your tickets.**



If you have any issues or questions please email [nutcrackertea@internationalballetsc.org](mailto:nutcrackertea@internationalballetsc.org)

**Thank you for your support of International Ballet!**